



SWAN CARAVAN
2024



Caravan 2024



“Elegant as a swan, comfortable as home”

Our Values

We are pioneers, innovators, environmentalists, and entrepreneurs...

It is our first choice to put our innovation values at the top of all our activities.

We believe in the power of learning and producing together...

For becoming first, we are investing in innovation, Designing and R&D for aspire to be Pioneer of change around us.

We love and protect nature...

Our mission is to avoid any acts that might harm the sound, scent, and texture of nature. We design and produce in accordance with nature.

We are trustworthy and transparent...

The first principle in our corporate management is to be transparent and accountable as possible and we are following this principle in our last 25 years.

We are honest, hard-working and responsible...

We work non-stop with honesty to carry our country and industry into a better future. We form correct relations with all our shareholders.

We manage our tasks on the basis of sustainability...

Our values make sure that all of our activities are in line with our sustainability strategy.



Why Swan Caravan?

Today, the concept of caravan travel where we can drive our house wherever we want with the comfort of our own home has become quite widespread. We, as Swan Caravan, are passionately committed to nature and because of the value we give to people; We offer our caravans that will meet all your needs during your holiday, generate their own energy, support sustainable life, and prioritize comfort and safety.

With the privileges offered by Swan Caravan, your travel will be more comfortable and effortless than ever, and your holiday will be free and original.

Swan Caravan Models

Swan Caravans; produces caravan models with living modules such as beds, toilets / bathrooms, kitchens. With its lightness and compact structure, you can use it without any driving difficulties.

4 Peoples



MERCAN - 3804

4 Peoples



DİCLE - 3404

4 Peoples



FIRAT - 3404

2 Peoples



ZÜMRÜT - 3902

4 Peoples



SAFİR - 3904

Swan Caravans are designed to accompany you on all your planned or unplanned travels.

All our caravan models, which have emerged with years of experience, are designed for you to experience the comfort of your home wherever you are in the world.

4 Peoples



PIRLANTA - 4604

5 Peoples



İNCİ - 4905

4 Peoples



ELMAS - 5204

5 Peoples



YAKUT - 5905

Our Caravans, which are the most important part of the free life culture, are special for your quiet, isolated and individual holiday plans.

MERCAN - 3804

STANDARD TECHNICAL SPECIFICATIONS

TECHNICAL DETAILS

- Chassis Length / 525 cm , Inner Length / 380 cm.
- Inner Width / 205 cm , Interior Ceiling Height / 195 cm.
- Mass in Motion / 850 kg , Chassis / 1350 kg.
- Number of Beds (Adults - Children) / 4 Nos
- Living Area Bed Size, Living Area / 200x130 cm.
- Bunk Bed Size / 200x65 cm. / 90 kg.
- Panel Wall Thickness (Floor - Roof - Wall) / 50 / 35 / 35 mm.

STRUCTURE

- Internal and external panels and floor assembly system with CTP-coated XPS
- Polyplastic opening tinted Caravan windows-Plastoform, Fly screens and blinds
- Caravan Door - Konrad Baur

EXTERIOR AND INTERIOR FEATURES

- AL-KO monolithic galvanized steel chassis, shock absorber brake and coupling system
- Vinyl coating ,Service doors - Thetford
- Poplar Plywood furniture body , Push-pull accessories and soft close hinges
- Soft furnishings
- Bathroom - Toilet Vent 28*28
- Foldable table (4 people)

WARRANTY

- 2-year manufacturer's warranty

KITCHEN FEATURES

- PVC-coated laminated kitchen counter
- Two Cookers and Glass Cover, Tap-Dometic Sink HSG 2445
- 12V Indel-B 85 Lt. Caravan Fridge

BATHROOM AND TOILET FEATURES

- Shower set and washbasin
- Toilet Tap and installation
- Dometic Cassette Toilet - Dometic CTS 4110

LIGHTING AND ELECTRICITY

- Control and Lighting Panel
- Full Sine Inverter 12v 600w, Battery Charger 220v-12v
- Battery 12v 100ah Deepcycle Gel Battery, Transfer Switch
- Solar Panel 205W 12V-Monocrystalline, MPPT
- Caravan Door LED Lamp, LED Bathroom and Living Room Lighting-12V.
- LED Headlight Lamp, Trace and Brake Lamp, License Plate Lamp

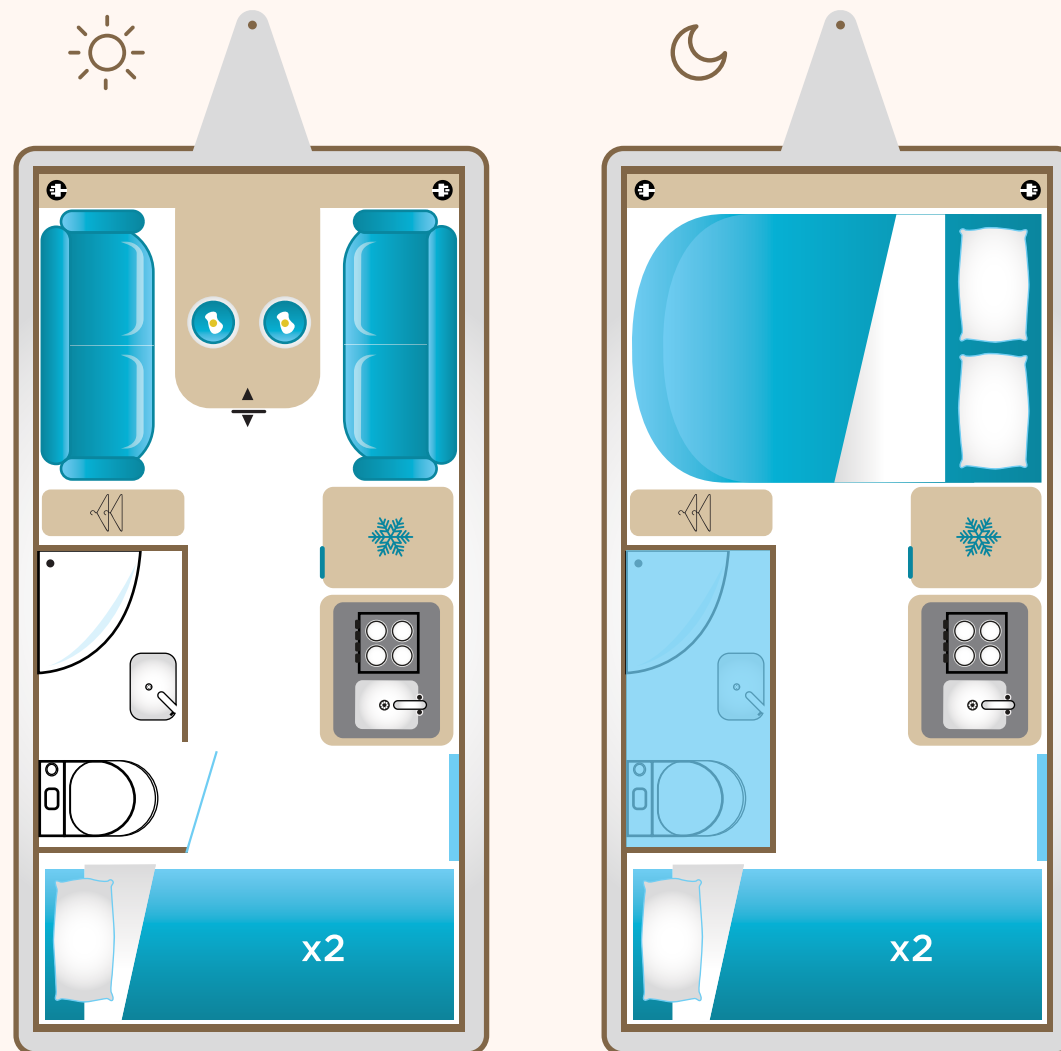
HEATING AND INSTALLATION

- Gas Stove Room Heater - Truma S2200/P
- Truma Therme 5 lt. boiler with electric
- Gas Regulator
- Water Booster Pump
- Fresh water tank -Fiamma 70 lt.
- Alarm system with carbon monoxide and smoke detectors

MERCAN - 3804

4↑

4 Peoples Layout
Day & Night Applications






MERCAN - 3804



SWAN

Main Features

- 1 Refrigerator
- 2 Combination Cooker
- 3 Openable Glass
- 4 Extendable Table
- 5 Bunk



DİCLE - 3404

STANDARD TECHNICAL SPECIFICATIONS

TECHNICAL DETAILS

- Chassis Length / 500 cm , Inner Length / 340 cm.
- Inner Width / 195 cm , Interior Ceiling Height / 195 cm.
- Mass in Motion / 670 kg , Chassis / 1000 kg.
- Number of Beds (Adults - Children) / 4
- Living Area Bed Size, Living Area / 190x150 cm.
- Bunk Bed Size / 190x60 cm. / 90 kg.
- Panel Wall Thickness (Floor - Roof - Wall) / 40 / 35 / 35 mm.

STRUCTURE

- Internal and external panels and floor assembly system with CTP-coated XPS
- Polyplastic opening tinted Caravan windows-Plastoform, Fly screens and blinds
- Caravan Door - Hartal

EXTERIOR AND INTERIOR FEATURES

- AL-KO monolithic galvanized steel chassis, brake & coupling system
- Vinyl coating ,Service doors - Thetford
- Poplar Plywood furniture body , Push-pull accessories and soft close hinges
- Soft furnishings
- Bathroom - Toilet Vent 28*28
- Foldable table (4 people)

SAFETY, SECURITY SYSTEMS & WARRANTY

- 2-year manufacturer's warranty

KITCHEN FEATURES

- PVC-coated laminated kitchen counter
- CAN Two Cookers and Sink
- 12V Berhimi 85 Lt. Caravan Fridge

BATHROOM AND TOILET FEATURES

- Shower set and washbasin
- Toilet Tap and installation
- Thetford Cassette Toilet - Einstein EL-W5000-ET

LIGHTING AND ELECTRICITY

- Battery Charger 220v-12v
- Battery 12v 100ah Deepcycle Gel Battery, Transfer Switch
- Caravan Door LED Lamp, LED Bathroom and Living Room Lighting-12V.
- LED Headlight Lamp, Brake Lamp, License Plate Lamp

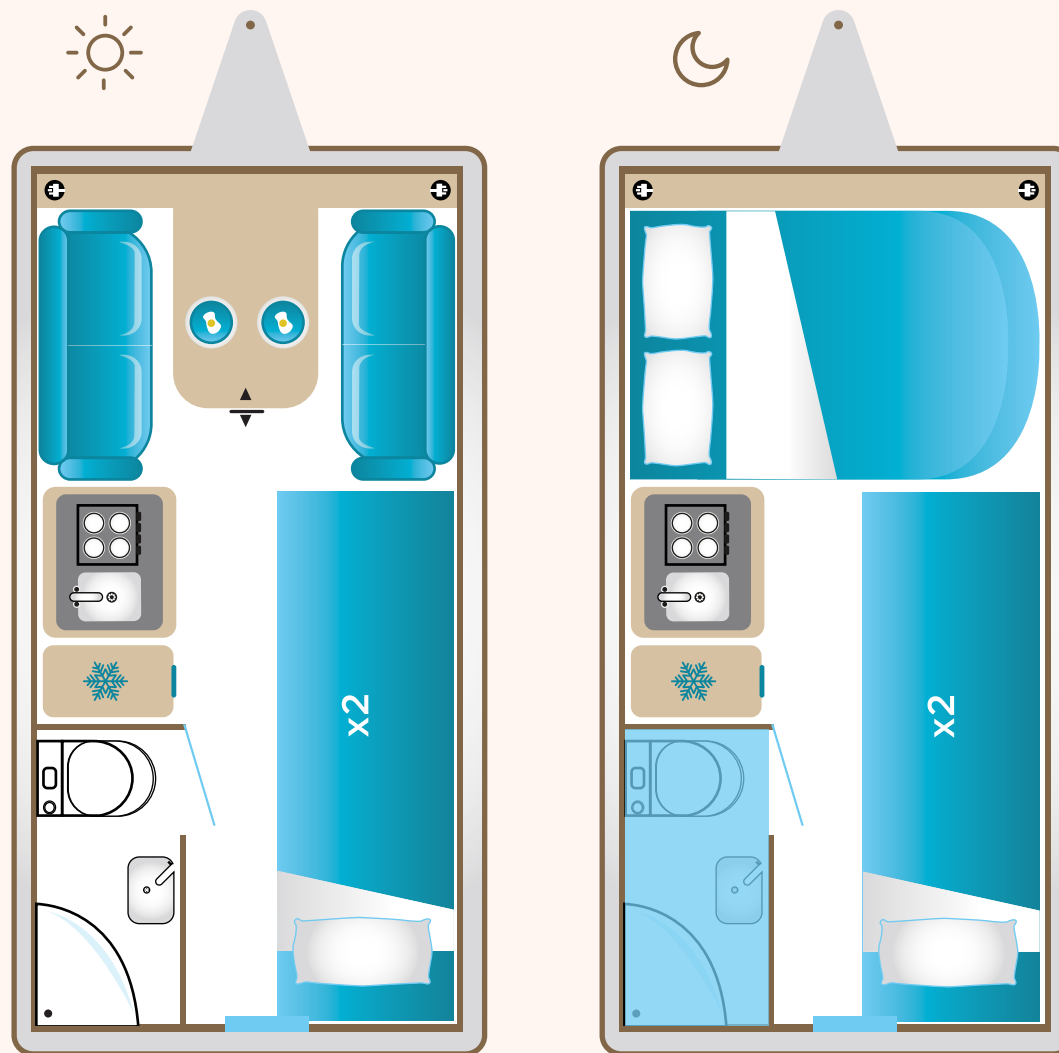
HEATING AND INSTALLATION

- Truma Therme 5 lt. boiler with electric
- Gas Regulator
- Water Booster Pump
- Fresh water tank - 40 lt.

DICLE - 3404

4↑

4 Peoples Layout
Day & Night Applications



FIRAT - 3404

STANDARD TECHNICAL SPECIFICATIONS

TECHNICAL DETAILS

- Chassis Length / 500 cm , Inner Length / 340 cm.
- Inner Width / 195 cm , Interior Ceiling Height / 195 cm.
- Mass in Motion / 670 kg , Chassis / 1000 kg.
- Number of Beds (Adults - Children) / 4
- Living Area Bed Size, Living Area / 190x150 cm.
- Bunk Bed Size / 178x65 cm. / 90 kg.
- Panel Wall Thickness (Floor - Roof - Wall) / 40 / 35 / 35 mm.

STRUCTURE

- Internal and external panels and floor assembly system with CTP-coated XPS
- Polyplastic opening tinted Caravan windows-Plastoform, Fly screens and blinds
- Caravan Door - Hartal

EXTERIOR AND INTERIOR FEATURES

- AL-KO monolithic galvanized steel chassis, brake & coupling system
- Vinyl coating ,Service doors - Thetford
- Poplar Plywood furniture body , Push-pull accessories and soft close hinges
- Soft furnishings
- Bathroom - Toilet Vent 28*28
- Foldable table (4 people)

SAFETY, SECURITY SYSTEMS & WARRANTY

- 2-year manufacturer's warranty

KITCHEN FEATURES

- PVC-coated laminated kitchen counter
- CAN Two Cookers and Sink
- 12V Berhimi 85 Lt. Caravan Fridge

BATHROOM AND TOILET FEATURES

- Shower set and washbasin
- Toilet Tap and installation
- Thetford Cassette Toilet - Einstein EL-W5000-ET

LIGHTING AND ELECTRICITY

- Battery Charger 220v-12v
- Battery 12v 100ah Deepcycle Gel Battery, Transfer Switch
- Caravan Door LED Lamp, LED Bathroom and Living Room Lighting-12V.
- LED Headlight Lamp, Brake Lamp, License Plate Lamp

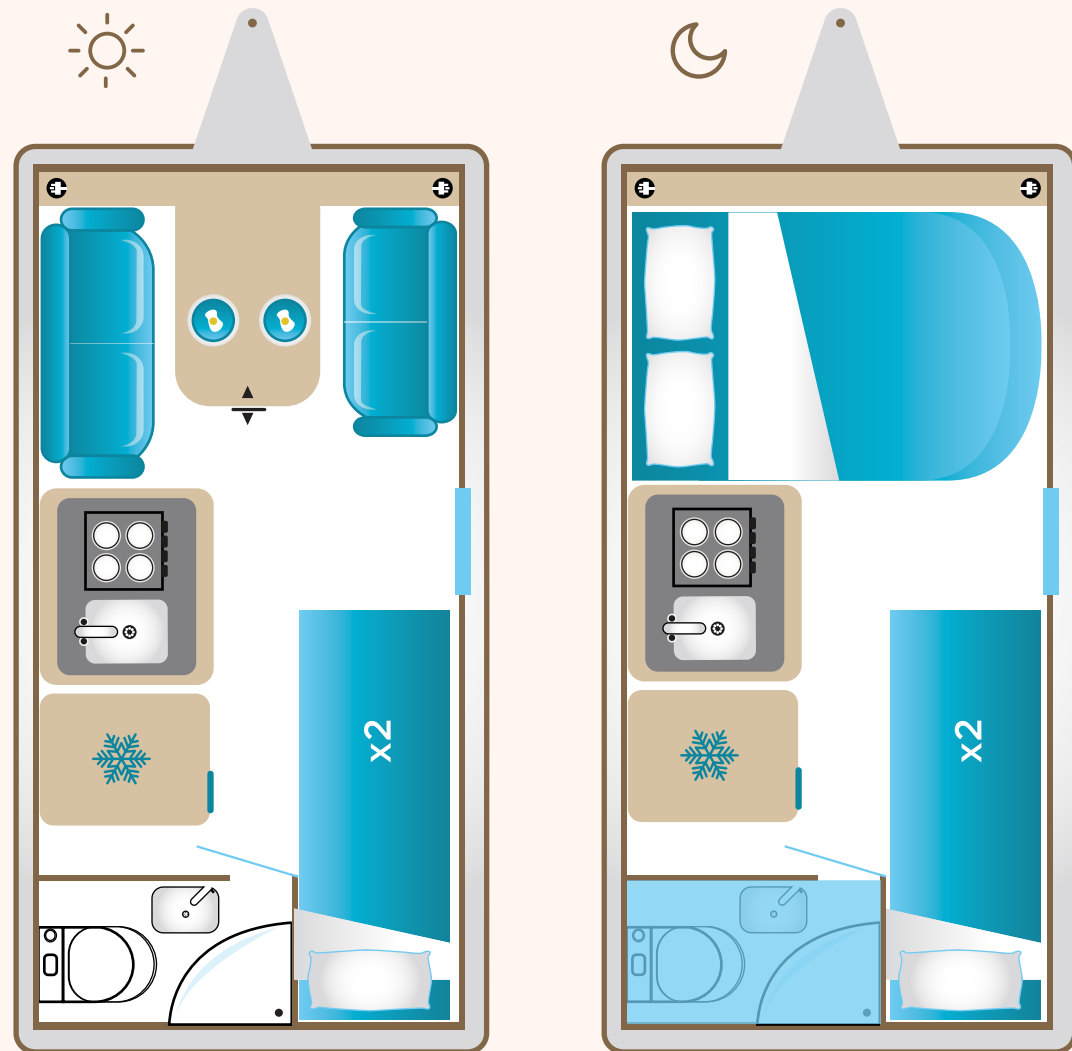
HEATING AND INSTALLATION

- Truma Therme 5 lt. boiler with electric
- Gas Regulator
- Water Booster Pump
- Fresh water tank - 40 lt.

FIRAT - 3404

4↑

4 Peoples Layout
Day & Night Applications



ZÜMRÜT - 3902

STANDARD TECHNICAL SPECIFICATIONS

TECHNICAL DETAILS

- Chassis Length / 525 cm , Inner Length / 390 cm.
- Inner Width / 205 cm , Interior Ceiling Height / 205 cm.
- Mass in Motion / 1050 kg , Chassis / 1350 kg.
- Number of Beds (Adults - Children) / 2 Nos
- Living Area Bed Size, Living Area / 200x150 cm.
- Panel Wall Thickness (Floor - Roof - Wall) / 50 / 35 / 35 mm.

STRUCTURE

- Internal and external panels and floor assembly system with CTP-coated XPS
- Polyplastic opening tinted Caravan windows-Plastoform, Fly screens and blinds
- Caravan Door, Fly screens, Bin - Konrad Baur

EXTERIOR FEATURES

- AL-KO monolithic galvanized steel chassis, shock absorber brake and coupling system
- AL-KO Stabilizer coupling system

INTERIOR FEATURES

- Vinyl coating, Service doors - Thetford
- Poplar Plywood furniture body , Push-pull accessories and soft close hinges
- Soft furnishings
- Bathroom - Toilet Vent 28*28
- Interior vent 40*40
- Open and Close Foldable table (2 people)

WARRANTY

- 2-year manufacturer's warranty

KITCHEN FEATURES

- PVC-coated laminated kitchen counter
- Two Cookers and Glass Cover, Tap-Dometic Sink HSG 2445
- 12V Indel-B 85 Lt. Caravan Fridge

BATHROOM AND TOILET FEATURES

- Shower set and washbasin
- Toilet Tap and installation
- Thetford Cassette Toilet - Thetford C 262 Cwe

LIGHTING AND ELECTRICITY

- CBE P380 Control Panel
- Full Sine Inverter 12v 600w, Battery Charger 220v-12v
- Battery 12v 200ah Deepcycle Gel Battery, Transfer Switch
- Solar Panel 205W 12V-Monocrystalline, MPPT
- Caravan Door LED Lamp, LED Bathroom and Living Room Lighting-12V.
- LED Headlight Lamp, Trace and Brake Lamp, License Plate Lamp

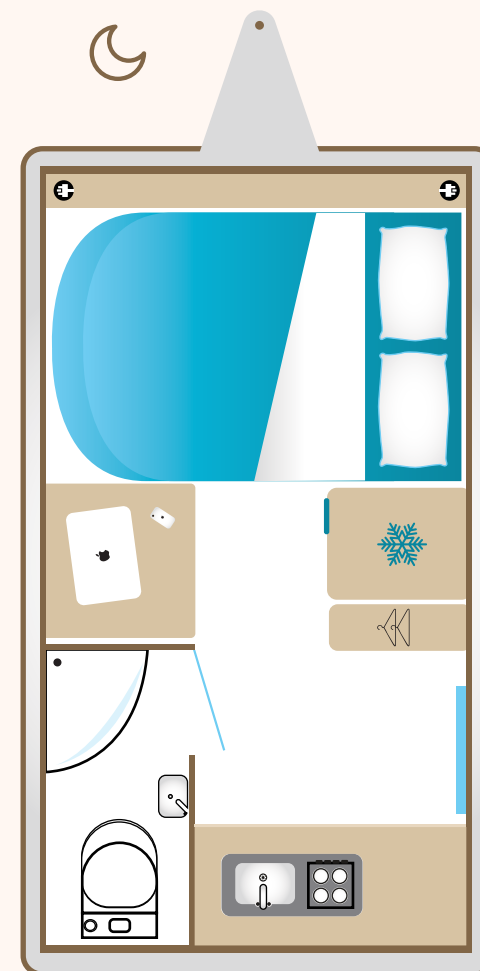
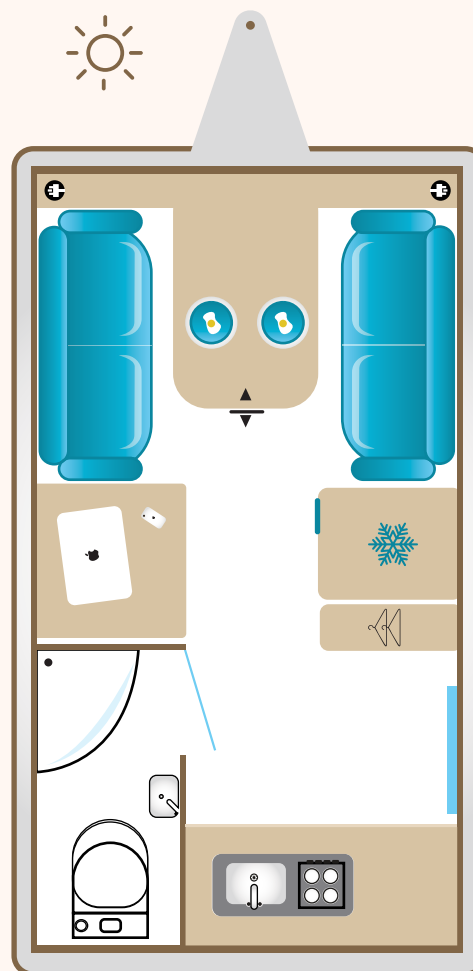
HEATING AND INSTALLATION

- Gas Stove Room Heater - Truma S2200/P
- Gas Boiler Caravan Water Heater - Truma B10 Lt.
- Gas Regulator
- Water Booster Pump
- Fresh water tank -Fiamma 70 lt.
- Portable waste water tank -Fiamma 23 lt.
- Alarm system with carbon monoxide and smoke detectors

ZÜMRÜT - 3902

2↑

2 Peoples Layout
Day & Night Applications




ZÜMRÜT - 3902



Main Features

- 1 Gate
- 2 Combination Cooker
- 3 Kitchen cabinets
- 4 Double bed
- 5 Sitting Group Table
- 6 Refrigerator
- 7 Truma Heating System
- 8 Shower
- 9 Cassette Toilet



SAFİR - 3904

STANDARD TECHNICAL SPECIFICATIONS

TECHNICAL DETAILS

- Chassis Length / 525 cm, Inner Length / 390 cm.
- Inner Width / 205 cm , Interior Ceiling Height / 205 cm.
- Mass in Motion / 1050 kg , Chassis / 1350 kg.
- Number of Beds (Adults - Children) / 4 Nos
- Living Area Bed Size, Living Area / 200x140 cm.
- Bunk Bed Size / 180x75 cm. / 90 kg.
- Bunk Bed Underside Size / 180x75 cm. / 120 kg.
- Panel Wall Thickness (Floor - Roof - Wall) / 50 / 35 / 35 mm.

STRUCTURE

- Internal and external panels and floor assembly system with CTP-coated XPS
- Polyplastic opening tinted Caravan windows-Plastoform, Fly screens and blinds
- Caravan Door, Fly screens, Bin - Konrad Baur

EXTERIOR FEATURES

- AL-KO monolithic galvanized steel chassis, shock absorber brake and coupling system
- AL-KO Stabilizer coupling system

INTERIOR FEATURES

- Vinyl coating , Service doors - Thetford
- Poplar Plywood furniture body, Push-pull accessories and soft close hinges
- Soft furnishings
- Bathroom - Toilet Vent 28*28
- Interior vent 40*40
- Foldable table (4 people)

WARRANTY

- 2-year manufacturer's warranty

KITCHEN FEATURES

- PVC-coated laminated kitchen counter
- Two Cookers and Glass Cover, Tap-Dometic Sink HSG 2445
- 12V Indel-B 85 Lt. Caravan Fridge

BATHROOM AND TOILET FEATURES

- Shower set and washbasin
- Toilet Tap and installation
- Dometic Cassette Toilet - Dometic CTS 4110 / Thetford C 403 L

LIGHTING AND ELECTRICITY

- CBE P380 Control Panel
- Full Sine Inverter 12v 600w, Battery Charger 220v-12v
- Battery 12v 200ah Deepcycle Gel Battery, Transfer Switch
- Solar Panel 205W 12V-Monocrystalline, MPPT
- Caravan Door LED Lamp, LED Bathroom and Living Room Lighting-12V.
- LED Headlight Lamp, Trace and Brake Lamp, License Plate Lamp

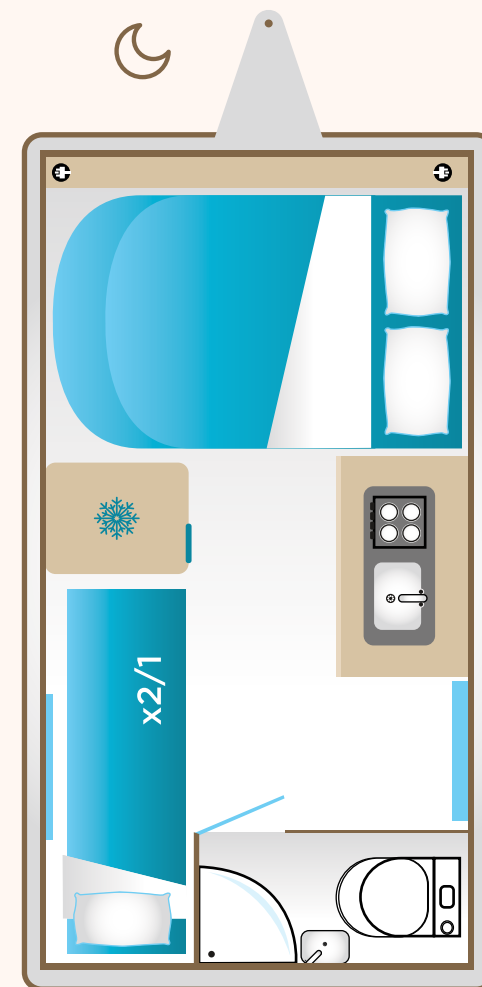
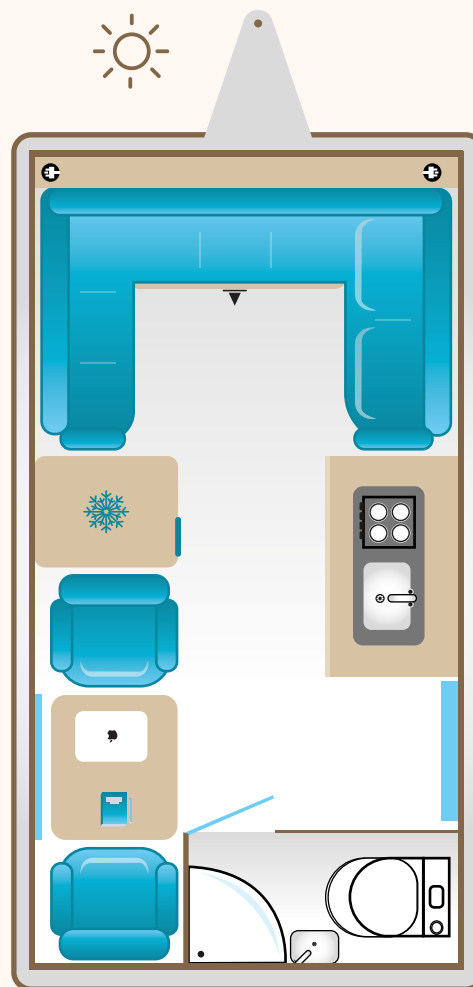
HEATING AND INSTALLATION

- Gas Stove Room Heater - Truma S2200/P
- Gas Boiler Caravan Water Heater - Truma B10 Lt.
- Gas Regulator
- Water Booster Pump
- Fresh water tank -Fiamma 70 lt.
- Portable waste water tank - Fiamma 23 lt.
- Alarm system with carbon monoxide and smoke detectors

SAFİR - 3904

4↑

4 Peoples Layout
Day & Night Applications






SAFIR - 3904



Main Features

- 1 Mosquito Net and Sunshade
- 2 Combination Cooker
- 3 Kitchen cabinets
- 4 Reading Lamps
- 5 Bunk
- 6 Extendable Table
- 7 Panoramic Openable Glass Roof
- 8 Lata Bed Group
- 9 Folding Sink



PIRLANTA - 4604

STANDARD TECHNICAL SPECIFICATIONS

TECHNICAL INFORMATION

- Chassis Length / 620 cm, Internal Length / 460 cm.
- Internal Width / 210 cm, Internal Ceiling Height / 205 cm.
- Mass in Motion / 1250 kg, Chassis Carrying Capacity / 1500 kg.
- Number of Beds (Adults -Children) / 4
- Sitting Area Bed Dimension, Sitting Area / 210x140 cm.
- Parent Bed Dimension-cm. / 140x190 cm.
- Panel Wall Thickness (Floor - Roof - Wall) / 50 / 35 / 35 mm.

STRUCTURE

- Internal and external panels and floor assembly system with CTP-coated XPS
- Polyplastic opening tinted Caravan windows-Plastoform, Fly screens and blinds
- Caravan Door, Fly screens, Bin - Konrad Baur

EXTERIOR FEATURES

- AL-KO monolithic galvanized steel chassis, shock absorber brake and coupling system
- AL-KO Stabilizer coupling system

BATHROOM AND TOILET FEATURES

- Shower set and washbasin
- Toilet Tap and installation
- Thetford Cassette Toilet - Thetford C 262 Cwe

WARRANTY

- 2-year manufacturer's warranty

INTERIOR FEATURES

- Vinyl coating, Service doors - Thetford
- Furniture double-sided laminate coated marine poplar counter, push-pull accessories and soft close hinges
- Soft furnishings
- Bathroom - Toilet Vent 28*28
- Interior vent 40*40
- Open and Close Foldable table (2 people)
- Folding Telescopic Table - ILSE (for 4 people)

KITCHEN FEATURES

- PVC-coated laminated kitchen counter
- Double Cooker with Glass Cover and Faucet - Dometic Sink HSG 2445
- 12V Indel-B 86 Lt. Caravan Refrigerator

LIGHTING AND ELECTRICITY

- CBE P380 Control Panel
- Full Sine Wave Inverter 12v 600w, Battery Charger 220v - 12v
- Battery 12v 200ah Deepcycle Gel Battery, Transfer Switch
- Solar Panel 205W 12V - Monocrystalline, MPPT
- Caravan Door Top Led Light, Bathroom and Living Room Lighting Led
- Front Headlight LED Lamp, Track, Stop and Brake Lamp, License Plate Lamp

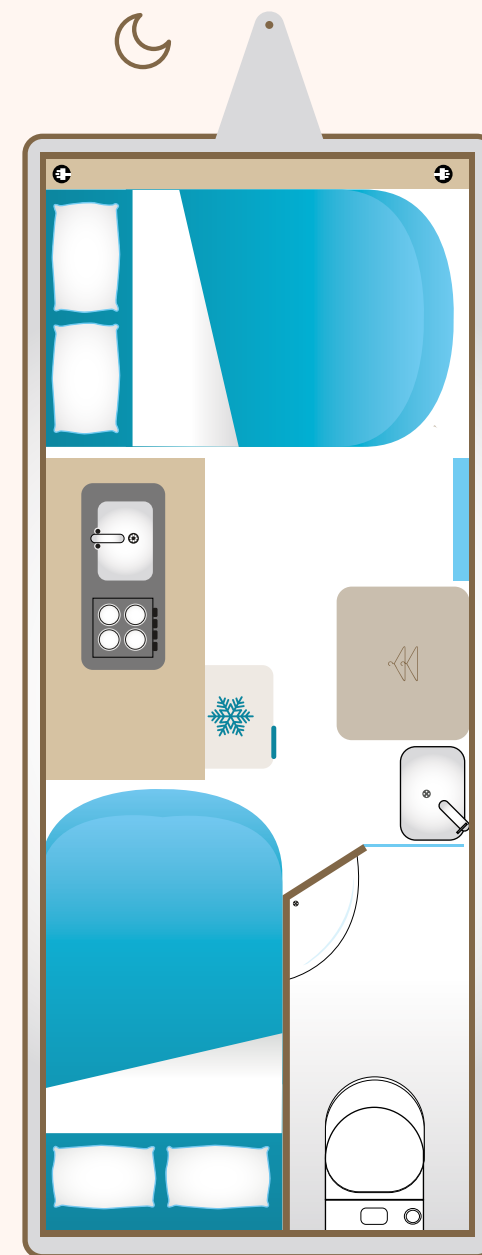
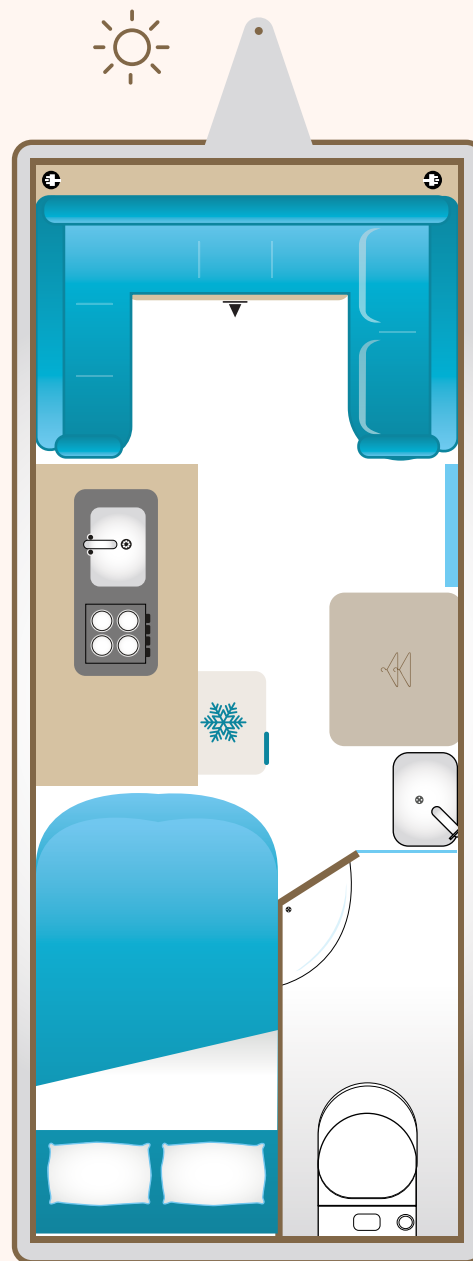
HEATING AND INSTALLATION

- Gas Stove Space Heater- Truma S3004
- Boiler Gas Caravan Water Heater - Truma B10 Lt.
- Gas Regulator
- Booster Water Pump
- Clean water tank - Fiamma 70 lt.
- Portable dirty water tank-Fiamma 23 lt.
- Alarm system with carbon monoxide and smoke detector

PIRLANTA - 4604

4↑

4 Peoples Layout
Day & Night Applications






PIRLANTA - 4604



Main Features

- 1 Gate
- 2 Combination Cooker
- 3 Kitchen cabinets
- 4 Double bed
- 5 Sitting Group Table
- 6 Refrigerator
- 7 Truma Heating System
- 8 Shower
- 9 Cassette Toilet



INCI - 4905

STANDARD TECHNICAL SPECIFICATIONS

TECHNICAL DETAILS

- Chassis Length / 635 cm , Inner Length / 490 cm.
- Inner Width / 215 cm , Interior Ceiling Height / 205 cm.
- Mass in Motion / 1400 kg , Chassis / 1500 kg.
- Number of Beds (Adults - Children) / 5 Nos
- Living Area Bed Size, Living Area / 210x160 cm.
- Bunk Bed Size / 200x75 cm. / 90 kg.
- Bunk Bed Underside Size / 200x105 cm. / 200 kg.
- Panel Wall Thickness (Floor - Roof - Wall) / 50 / 35 / 35 mm.

STRUCTURE

- Internal and external panels and floor assembly system with CTP-coated XPS
- Polyplastic opening tinted Caravan windows-Plastoform, Fly screens & blinds
- Caravan Door, Fly screens, Bin - Konrad Baur

EXTERIOR FEATURES

- AL-KO monolithic galvanized steel chassis, shock absorber brake & coupling system
- AL-KO Stabilizer coupling system

BATHROOM AND TOILET FEATURES

- Shower set and washbasin
- Toilet Tap and installation
- Thetford Cassette Toilet - Thetford C 262 Cwe

WARRANTY

- 2-year manufacturer's warranty

INTERIOR FEATURES

- Vinyl coating, Service doors - Thetford
- Poplar Plywood furniture body , Push-pull accessories and soft close hinges
- Soft furnishings
- Bathroom - Toilet Vent 28*28
- Interior vent 40*40
- Open and Close Foldable table (2 people)
- Folding Telescopic Table - ILSE (for 4 people)

KITCHEN FEATURES

- PVC-coated laminated kitchen counter
- Dometic Sink Cooker and Tap MO 9722R
- 12V Thetford 90 Lt. Caravan Fridge

LIGHTING AND ELECTRICITY

- CBE P380 Control Panel
- Full Sine Inverter 12v 600w, Battery Charger 220v-12v
- Battery 12v 200ah Deepcycle Gel Battery, Transfer Switch
- Solar Panel 340W 12V- Monocrystalline, MPPT
- Caravan Door LED Lamp, LED Bathroom and Living Room Lighting-12V.
- LED Headlight Lamp, Trace and Brake Lamp, License Plate Lamp

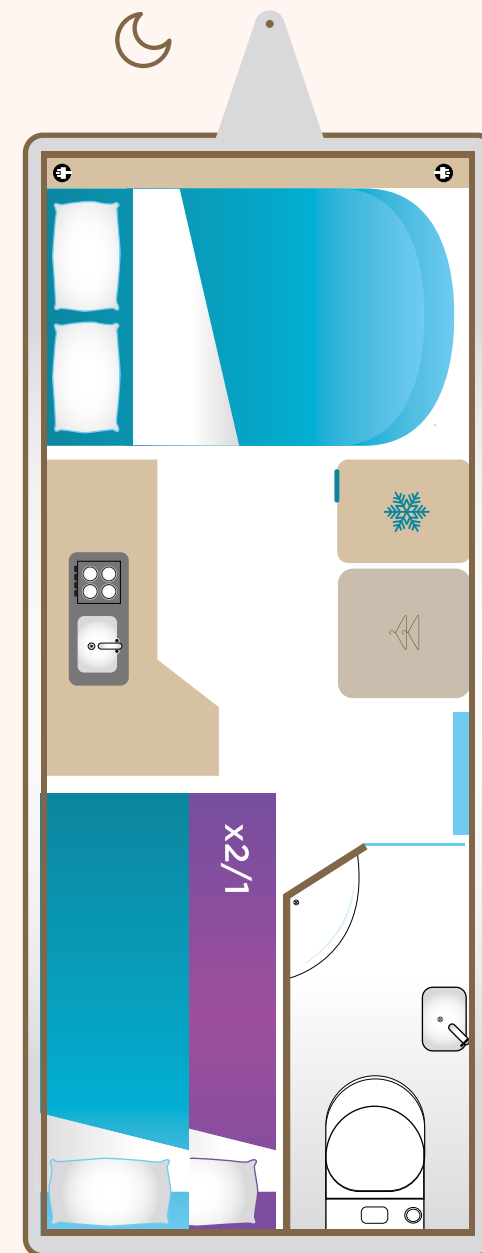
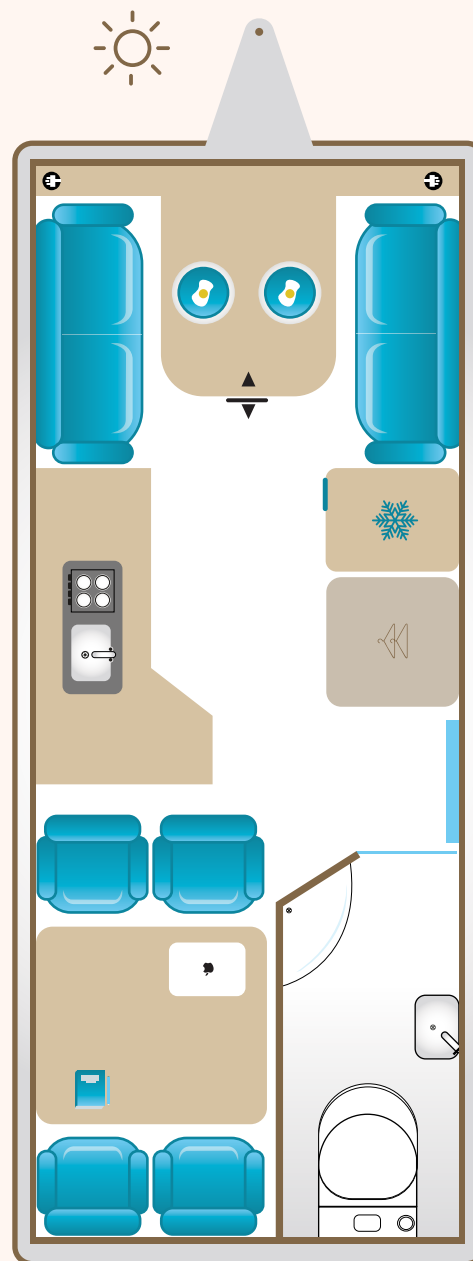
HEATING AND INSTALLATION

- Truma Central Heating 4 CP PLUS Room and Water Heater
- Gas Regulator
- Water Booster Pump
- Fresh water tank -Fiamma 70 lt.
- Portable waste water tank -Fiamma 23 lt.
- Alarm system with carbon monoxide and smoke detectors

INCI - 4905

5↑

5 Peoples Layout
Day & Night Applications






INCI - 4905



Main Features

- 1 Lata Extendable Bed System
- 2 Combination Cooker
- 3 Panoramic Openable Glass Roof
- 4 Openable Kitchen Window
- 5 Extendable Table
- 6 Sitting Group
- 7 Bakery
- 8 Refrigerator
- 9 Cassette Toilet
- 10 Sink
- 11 Shower



ELMAS - 5204

STANDARD TECHNICAL SPECIFICATIONS

TECHNICAL DETAILS

- Chassis Length / 635 cm , Inner Length / 520 cm.
- Inner Width / 215 cm , Interior Ceiling Height / 205 cm.
- Mass in Motion / 1400 kg , Chassis / 1500 kg.
- Number of Beds (Adults - Children) / 4 Nos
- Living Area Bed Size, Living Area / 210x150 cm.
- Master Bed Size / 140X190 cm.
- Panel Wall Thickness (Floor - Roof - Wall) / 50 / 35 / 35 mm.

STRUCTURE

- Internal and external panels and floor assembly system with CTP-coated XPS
- Polyplastic opening tinted Caravan windows-Plastoform, Fly screens and blinds
- Caravan Door, Fly screens, Bin - Konrad Baur

EXTERIOR FEATURES

- AL-KO monolithic galvanized steel chassis, shock absorber brake & coupling system
- AL-KO Stabilizer coupling system

BATHROOM AND TOILET FEATURES

- Shower set and washbasin
- Toilet Tap and installation
- Thetford Cassette Toilet - Thetford C 262 Cwe

WARRANTY

- 2-year manufacturer's warranty

INTERIOR FEATURES

- Vinyl coating, Service doors - Thetford
- Poplar Plywood furniture body , Push-pull accessories and soft close hinges
- Soft furnishings
- Bathroom - Toilet Vent 28*28
- Interior vent 40*40
- Folding Telescopic Table - ILSE (for 4 people)

KITCHEN FEATURES

- PVC-coated laminated kitchen counter
- Dometic Sink Cooker and Tap MO 9722R
- 12V Thetford 90 Lt. Caravan Fridge

LIGHTING AND ELECTRICITY

- CBE P380 Control Panel
- Full Sine Inverter 12v 600w, Battery Charger 220v-12v
- Battery 12v 200ah Deepcycle Gel Battery, Transfer Switch
- Solar Panel 340W 12V- Monocrystalline, MPPT
- Caravan Door LED Lamp, LED Bathroom and Living Room Lighting-12V.
- LED Headlight Lamp, Trace and Brake Lamp, License Plate Lamp

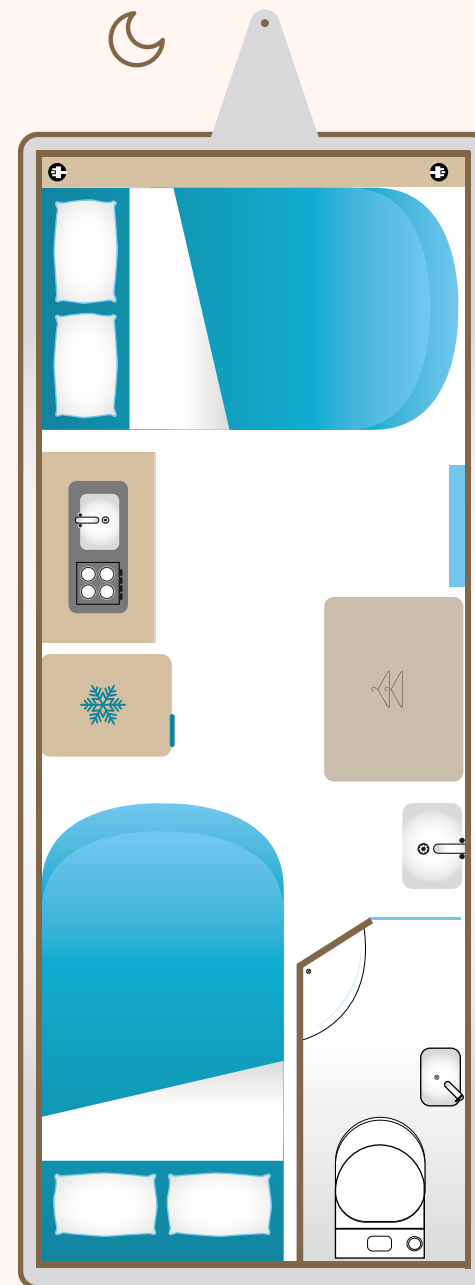
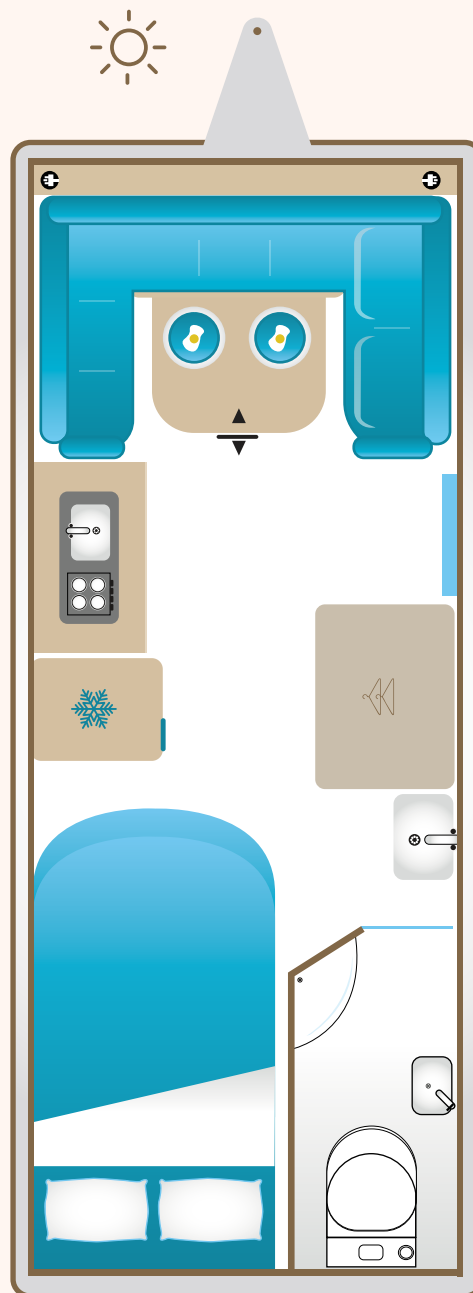
HEATING AND INSTALLATION

- Truma Central Heating 4 CP PLUS Room and Water Heater
- Gas Regulator
- Water Booster Pump
- Fresh water tank -Fiamma 70 lt.
- Portable waste water tank -Fiamma 23 lt.
- Alarm system with carbon monoxide and smoke detectors

ELMAS - 5204

4人

4 Peoples Layout
Day & Night Applications






ELMAS - 5204



Main Features

- | | | |
|---------------------------------|--------------------|---------------------|
| 1 Panoramic Openable Glass Roof | 5 Double bed | 9 Kitchen cabinets |
| 2 Sitting Group | 6 Refrigerator | 10 Extendable Table |
| 3 Combination Cooker | 7 Kitchen cabinets | 11 Sink |
| 4 Bakery | 8 Openable Windows | 12 Bathroom, Toilet |



YAKUT - 5905

STANDARD TECHNICAL SPECIFICATIONS

TECHNICAL DETAILS

- Chassis Length / 780 cm , Inner Length / 590 cm.
- Inner Width / 230 cm , Interior Ceiling Height / 205 cm.
- Mass in Motion / 1800 kg , Chassis / 2000 kg.
- Number of Beds (Adults - Children) / 5 Nos
- Living Area Bed Size, Living Area / 220x140 cm.
- Master Bed Size / 140X190 cm.
- Panel Wall Thickness (Floor - Roof - Wall) / 50 / 35 / 35 mm.

STRUCTURE

- Internal and external panels and floor assembly system with CTP-coated XPS
- Polyplastic opening tinted Caravan windows-Plastoform, Fly screens and blinds
- Premium Caravan Door, Fly screen, Bin - Konrad Baur

EXTERIOR FEATURES

- AL-KO AAA Premium steel chassis, shock absorber brake and coupling system
- AL-KO Premium Stabilizer coupling system
- AL-KO ATC / Anti-skidding system Trailer Control
- Mover Maneuvering System
- Cassette Tent 4.50-4.90

BATHROOM AND TOILET FEATURES

- Shower set and washbasin
- Toilet Tap and installation
- Dometic Cassette Toilet - Dometic CTS 4110 / Thetford C 403 L
- Automatic Water Intake System - City Water
- Outdoor Shower Unit

WARRANTY

- 2-year manufacturer's warranty

INTERIOR FEATURES

- Vinyl coating, Service doors - Thetford
- Poplar Plywood furniture body , Push-pull accessories and soft close hinges
- Soft furnishings
- Curtain set
- Remis Accordion Curtain
- Bathroom - Toilet Vent 28*28
- Interior vent 50*70
- Folding Telescopic Table - ILSE (for 4 people)
- Ambient lights

KITCHEN FEATURES

- PVC-coated laminated kitchen counter
- Thetford Triplex Oven
- Thetford Sink
- 12V Thetford 152 Lt. Caravan Fridge

LIGHTING AND ELECTRICITY

- CBE P380 Control Panel
- Full Sine Inverter 12v 600w, Battery Charger 220v-12v
- Battery 12v 200ah Deepcycle Gel Battery, Transfer Switch
- Solar Panel 340W 12V- Monocrystalline, MPPT
- Caravan Door LED Lamp, LED Bathroom and Living Room Lighting-12V.
- LED Headlight Lamp, Trace and Brake Lamp, License Plate Lamp

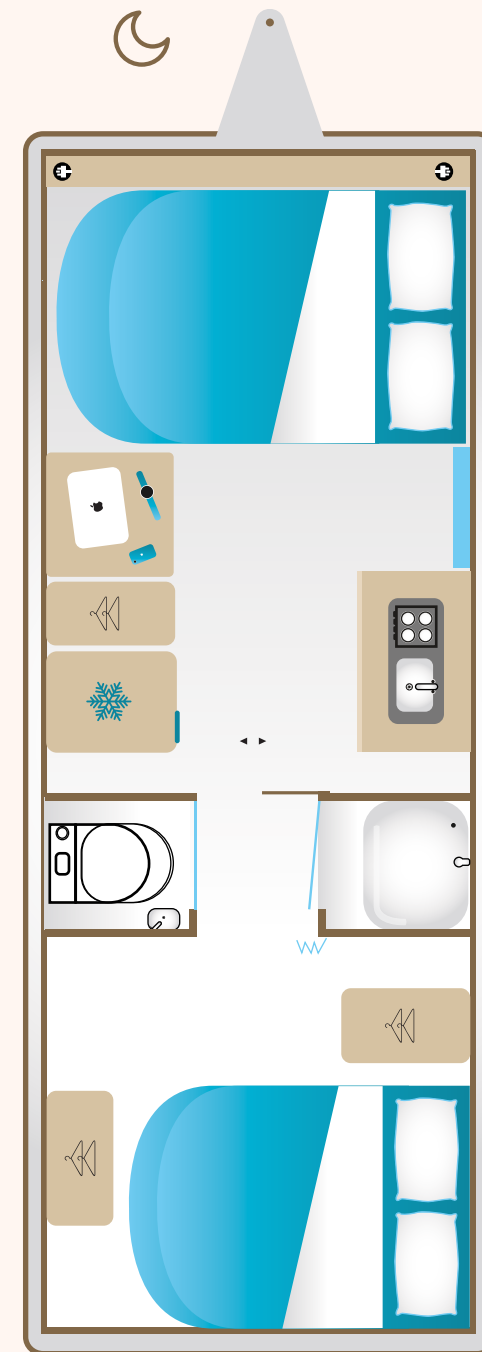
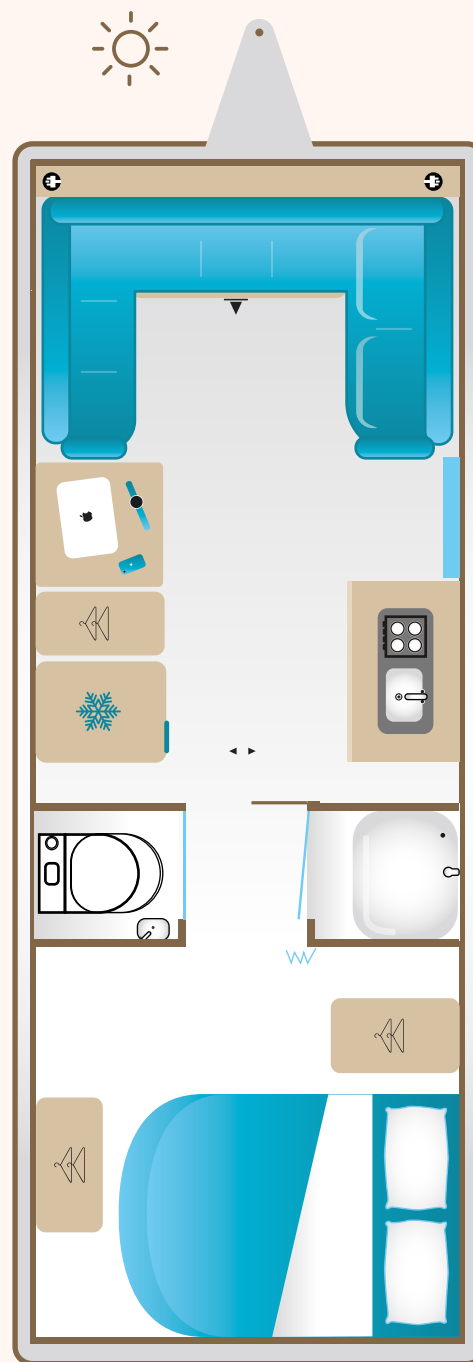
HEATING AND INSTALLATION

- Truma Central Heating 4 CP PLUS Room and Water Heater
- Air conditioner 2.5 KW, 8500 BTU
- Gas Regulator
- Water Booster Pump
- External gas intake valve - Truma
- Fresh water tank -Fiamma 70 lt.
- Portable waste water tank -Fiamma 23 lt.
- Alarm system with carbon monoxide and smoke detectors

YAKUT - 5905

5↑

5 Peoples Layout
Day & Night Applications





YAKUT - 5905



For a new caravan experience in the comfort and spaciousness of your home, Swan Caravan's new and large model Yakut is designed for a perfect holiday in large spaces.



Main Features

- 1 Gate
- 2 Triblex Oven Cooker
- 3 Kitchen cabinets
- 4 Led Lighting
- 5 Openable Bedroom Window
- 6 Double Base Bed
- 7 Wardrobes
- 8 5 Person Extendable Dining Table









“Elegant as a swan, comfortable as home”



Join us :



www.swancaravan.com

Swan Factory.

Beylikdüzü O.S.B. Mah. 2.Cadde
Mermerciler San. Sitesi No: 24/Z
Beylikdüzü - ISTANBUL

E-mail.

info@swancaravan.com

Phone.

+90 212 876 83 39

Mobile.

+90 553 211 50 15

ENMOT

Swan Caravan is an Enmot brand.